

**Key points**

- **The involuntary committal rate in psychiatric hospitals rose from 4.9 / 10 000 pop. in 2000 to 7.3 / 10 000 pop. in 2016**
- **Large differences between regions exist with higher rates in Brussels (10.3 involuntary committals per 10 000 inhabitants) compared to Flanders (7.1 / 10 000) and Wallonia (6.3 / 10 000).**

References

1. McEwan KL, Goldner E. Accountability and Performance Indicators for Mental Health Services and Supports. Ottawa (ON): Health Canada; 2001.
2. Lorant V, Depuydt C, Gillain B, Guillet A, Dubois V. Involuntary commitment in psychiatric care: what drives the decision? Soc Psychiatry Psychiatr Epidemiol. 2007;42(5):360-5.
3. Morgan C, Mallett R, Hutchinson G, Leff J. Negative pathways to psychiatric care and ethnicity: the bridge between social science and psychiatry. Soc Sci Med. 2004;58(4):739-52.
4. Priebe S, Badesconyi A, Fioritti A, Hansson L, Kilian R, Torres-Gonzales F, et al. Reinstitutionalisation in mental health care: comparison of data on service provision from six European countries. BMJ. 2005;330(7483):123-6.
5. Salize HJ, Dressing H. Epidemiology of involuntary placement of mentally ill people across the European Union. British Journal of Psychiatry. 2004;184:163-8.

11.5. Proportion of visits to the Emergency Rooms in general hospitals for mental health related problems (MH-5)*11.5.1. Documentation sheet*

Description	Proportion of visits to the Emergency Rooms in general hospitals for mental health related problems
Calculation	Numerator: number of emergency room presentations with a mental health and/or social problem and/or suicide attempt Denominator: total emergency room presentations
Rationale	Although unforeseen and unavoidable emergencies do arise in mental health, mental health related emergency room use is used as an indicator of poor coordination of care and service failures. ¹ The community treatment system to support services for people with mental health related problems is regarded as ineffective when utilisation rates of emergency departments of general hospitals are high. ² Highly accessible outpatient care is considered to help people to enter treatment before reaching the crisis stage and minimise the need for emergency room visits. ¹ In addition, it is assumed that effective liaison between emergency rooms and mental health crisis resources reduce the use of emergency rooms for mental health services/clients. High rates of mental health related emergency room visits are not only a concern for members of the mental health community. It is also a concern that overcrowding emergency department results in decreased quality of care and increased likelihood of medical error. ² In the US, it has been illustrated that mental health related emergency room visits are on the rise for more than one decade ³ . This stresses the importance of the availability of expertise in the field of mental health in emergency rooms to manage these crises. Depending on the number of visits



	for mental health problems, availability of a mental health specialist in every emergency room may not be practical. Still, there should be a minimum protocol by which mental health expertise is accessible for immediate care for every citizen. ⁴
Data source	RHM – MZG (hospital administrative discharge data) since 2008, FPS Public Health RHM (information not available in RCM – MKG)
Results source	National feedbacks emergency rooms ⁵
Technical definitions	<p>Denominator = number of visit in emergency room.</p> <p>Definition of visit in emergency room using the RHM:</p> <p>The admissions in emergency department can be identified in the RHM with the following codes:</p> <ol style="list-style-type: none"> 1. Variable CODE_UNIT beginning with “URG” in dataset STAYUNIT (A5) 2. ORDER_UNIT = 1 in dataset STAYUNIT (A5) <p>Excluding the long stays with A2_HOSPSTYPE_FAC = N, M or L in STAYHOSP</p> <p>Distinction between type of admission:</p> <ol style="list-style-type: none"> 1. Ambulatory emergency (A2_HOSPSTYPE_FAC = U in dataset STAYHOSP (A2)) 2. ONE day (A2_HOSPSTYPE_FAC = C & D in dataset STAYHOSP (A2)) 3. Classic hospitalization (A2_HOSPSTYPE_FAC = H & F in dataset STAYHOSP (A2)) <p>Numerator = Number of visit in emergency room (see definition of denominator) with mental health/substance related problem records</p> <p>Definition of mental health/substance-related problem records in emergency room using the RHM: we can identify the reason of admission for suicide attempt or mental/psychological reasons. These codes are, however, not specific enough as they also include non-mental health related problems (e.g. social problems). The following selection was used to detect these cases:</p> <p>M6_TYPE_INFO_URG = R and M6_CODE_INFO_URG = F or S in the dataset URGADMIN (M6)</p>
Limitation	This indicator should be considered as a proxy indicator since it is based on the symptoms/complaints with which the patients arrives to the emergency room. The flagged symptoms/complaints include besides suicide attempts, mental and psychic reasons also social reasons. A more detailed analysis with linkages with the verified admission diagnosis (or secondary diagnoses) via the Belgian hospital discharge dataset (MZG/RHM) is beyond the scope of this study.
International comparability	This indicator is not standardised for international comparison. The Health Care Utilization Project (HCUP) of HARQ gives the most detailed description of this indicator and makes use of a similar data source and coding structure as the MKG – RCM. ² Similar data are reported by NHS Scotland. ⁶

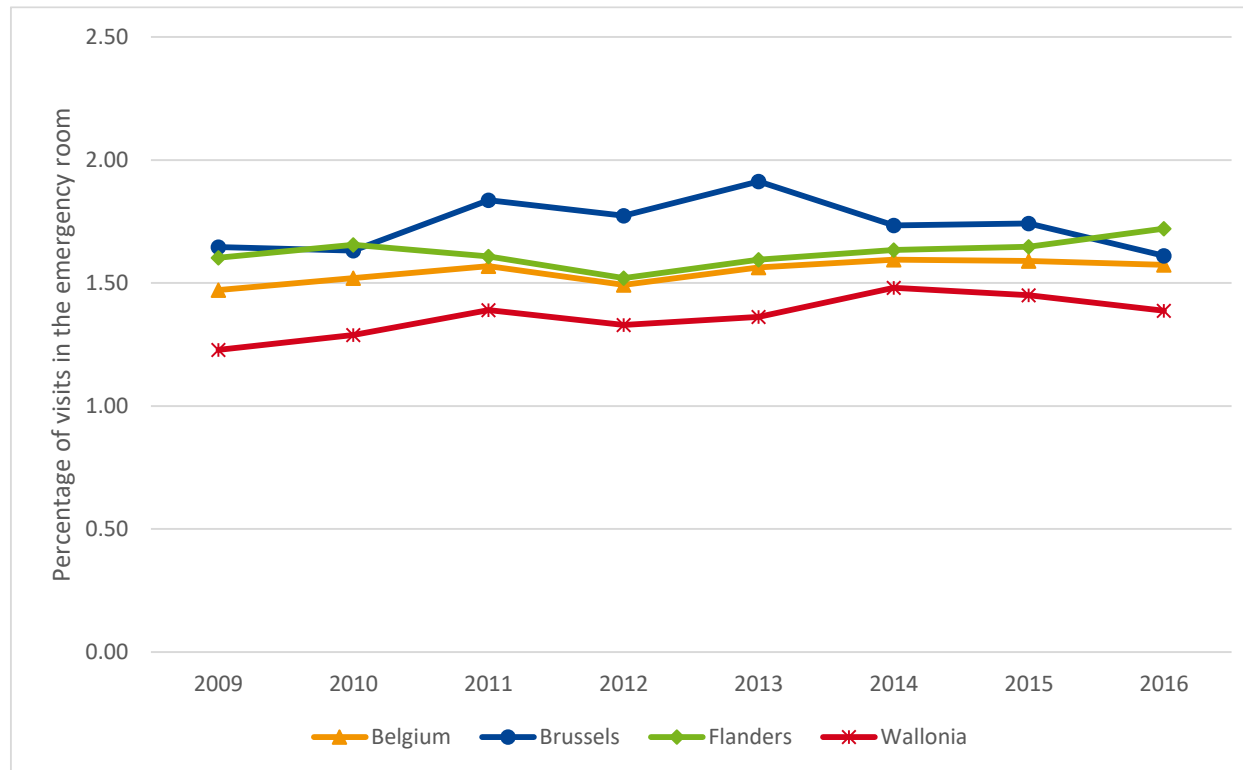


11.5.2. Results

From the 3 506 831 emergency admissions in 2016 there are 6898 admissions for suicide attempts (0.2%) and 55 164 admissions for social, mental or psychiatric reasons (1.6%). These percentages are relatively

stable over time (2012-2016). The proportion of suicide attempts is higher in Wallonia (0.4%) compared to Brussels (0.1%) and Flanders (0.1%). For the proportion of patients with social, mental or psychic complaints, Flanders (1.7%) has the highest rate in 2016, followed by Brussels (1.6%) and Wallonia (1.4%).

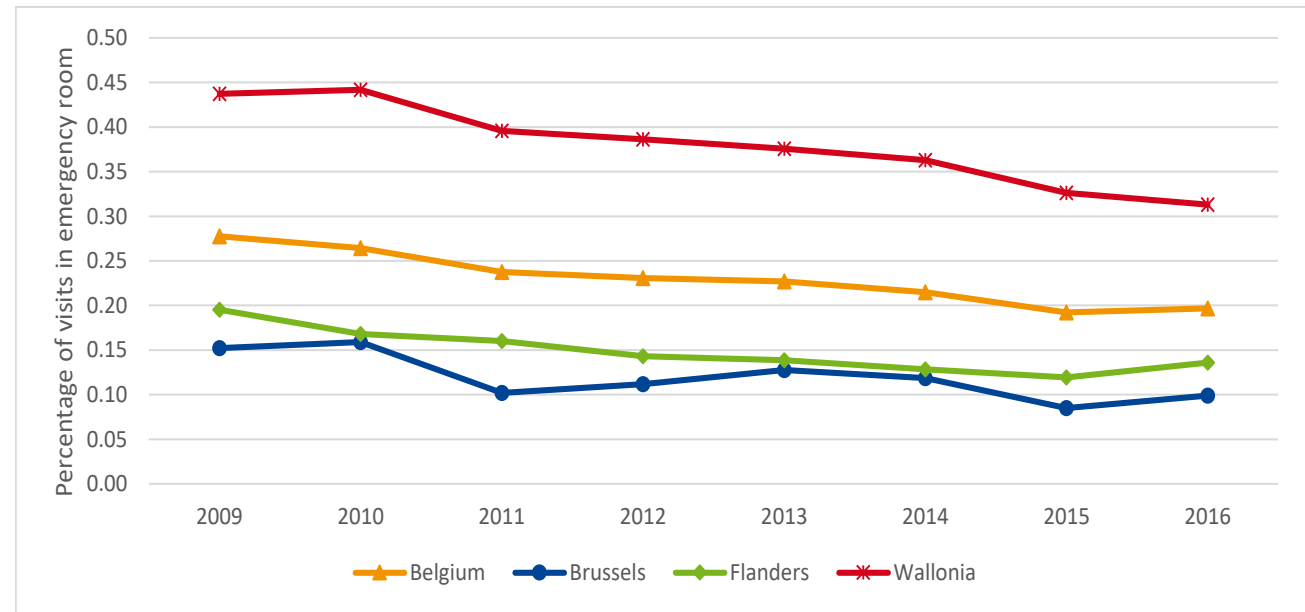
Figure 162 – Percentage of visits in emergency rooms for social, mental or psychic reasons (2009-2016)



Source: National feedback on the use of emergency services⁵



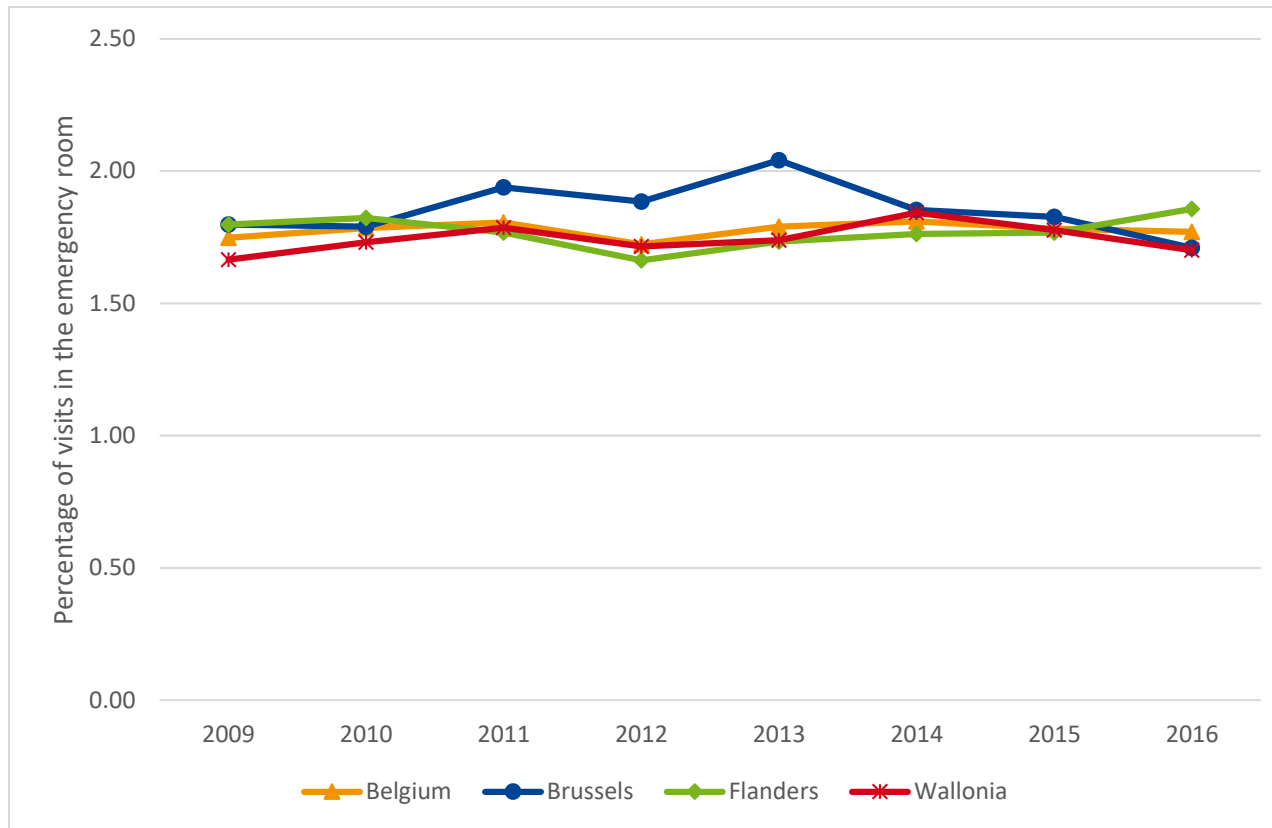
Figure 163 – Percentage of visits in emergency rooms for suicide attempts (2009-2016)



Source: National feedback on the use of emergency services⁵



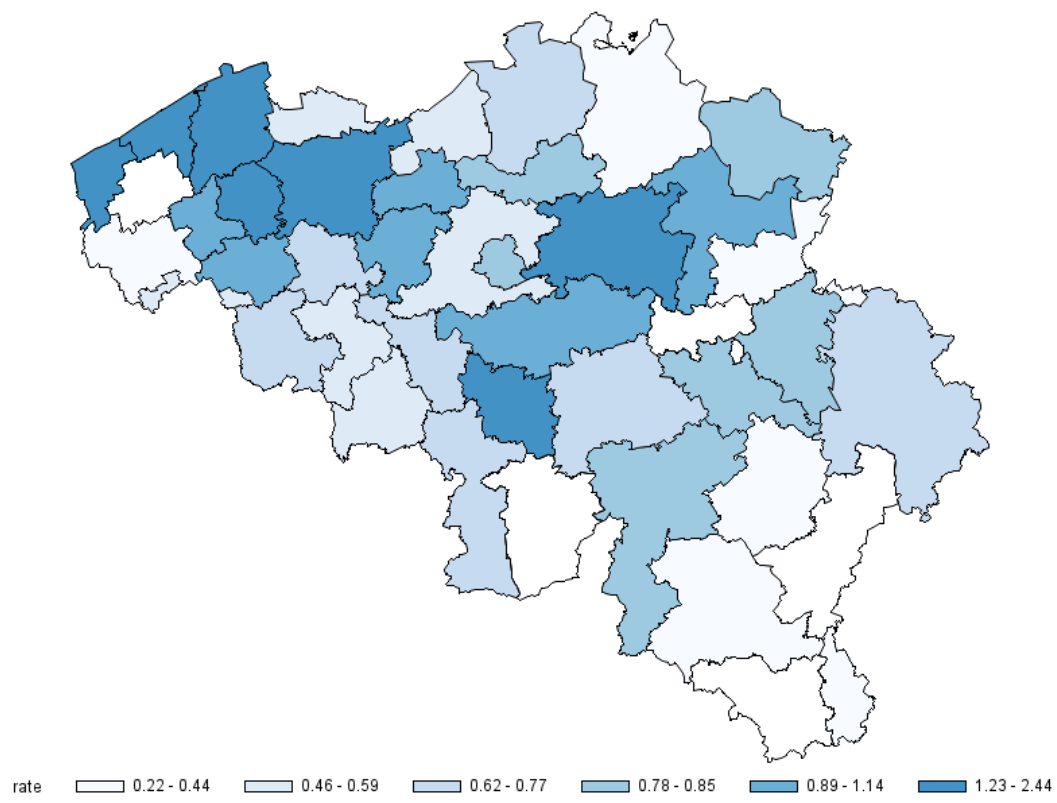
Figure 164 – Percentage of visits in emergency rooms for social, mental or psychic reasons or suicide attempts (2009-2016)



Source: National feedback on the use of emergency services⁵



Figure 165 – Proportion (%) of visits in emergency rooms for social, mental or psychic reasons or suicide attempts by district (2016)



Source: National feedback on the use of emergency services⁵
No data for the following districts: Bastogne, Diksmuide, Philippeville, Virton and Waremme.



Key points

- **The percentage of visits to the Emergency Rooms in general hospitals for mental health related problems is relatively stable over time (1.75% in 2009, 1.77% in 2016) .**
- **The percentage of admissions for social, mental or psychic problems is the highest in Flanders (1.72%, for 1.61% in Brussels and 1.39% in Wallonia in 2016).**
- **In 2016, there are more admissions in Wallonia for suicide attempts (0.31%) than in Flanders (0.14%) and Brussels (0.10%).**

References

1. Merrick EL, Hodgkin D, Horgan CM, Garnick DW, McLaughlin TJ. Changing mental health gatekeeping: effects on performance indicators. *J Behav Health Serv Res.* 2007;35(1):3-19.
2. Owens PL, Mutter R, Stocks C. Mental Health and Substance Abuse-Related Emergency Department Visits among Adults. AHRQ, HEALTHCARE COST AND UTILIZATION PROJECT; 2010. Statistical Briefs
3. Larkin G, Claassen C, Emond J, al. e. Trends in US emergency department visits for mental health conditions, 1992 to 2001. *Psychiatric Services.* 2005;56(6):671-7.
4. McEwan KL, Goldner E. Accountability and Performance Indicators for Mental Health Services and Supports. Ottawa (ON): Health Canada; 2001.
5. SPF santé publique - Sécurité de la chaîne alimentaire et Environnement. Feed-back national des services d'urgence - RHM 2016. DG Soins de Santé - Service Datamanagement - Cellule Gestion des Banques de Données; 2018. Available from: <https://www.health.belgium.be/fr/services-urgence-2016>
6. Coia D, Anderson K, Dutta S, al. e. Mental health project final report: national benchmarking project. Report 2. Edinburgh (GB): NHS Scotland; 2008.