

1.1 Deaths among people on waiting lists for organs (% of the population on waiting list) (A-17)

1.1.1 Documentation sheet

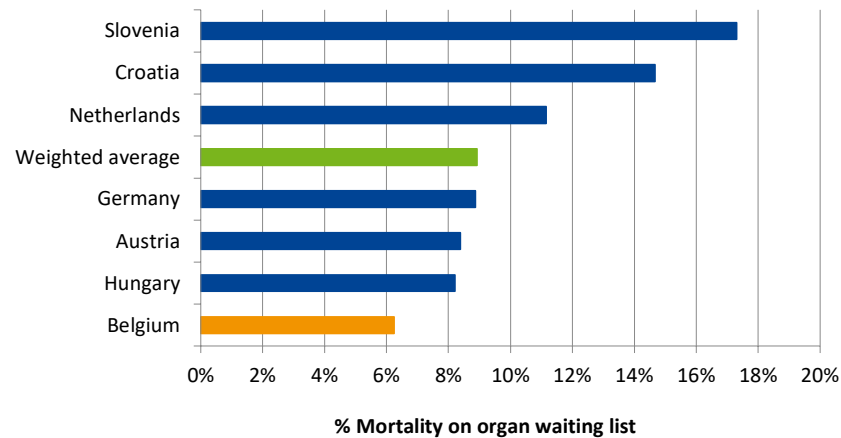
Description	Deaths among people on waiting lists for organs (% of the population on waiting list)
Calculation	<u>Numerator</u> : Waiting list mortality in 2022, by country, for all organs <u>Denominator</u> : Active waiting list (at year-end) in 2022, by country, for all organs
Rationale	1 504 persons were on the waiting list for an organ in Belgium at the year end of 2022. Not for all these patients the outcome will be favourable. Only part of them will get an organ transplant. Some of them die while on the waiting list. The longer the waiting time for transplantation, the higher the number of deaths on the waiting list likely will be. As denominator we take the number of listed patients and not the country's total population, as the incidence of conditions with need for an organ, the case mix and the proportion of listed patients varies from one country to another. These confounding factors would make the mortality rate pro capita difficult to interpret.
Data source	statistics.eurotransplant.org
Technical definitions	The waiting list concerns the following organs: kidney, heart, lung, liver, pancreas and pancreas islets Waiting list includes patients with active or non-active urgency at removal. Includes removals while waiting for living or deceased donor transplants.
International comparability	Eurotransplant has data on the following countries: Belgium, Austria, Germany, Hungary, Croatia, Netherlands, Slovenia International data on donation and transplantation in more countries is made available by the joint ONT-WHO Global Observatory on Donation and Transplantation (GODT) (https://www.transplant-observatory.org), however, these data do not comprise mortality on waiting list.
Limitations	Mortality can be split between all cause mortality and mortality due to unmet need for an organ. The latter mortality rate is most specific and most relevant, however no such detailed data are available. Mortality also varies in function of the concerned organ. Therefore, the organ mix of the waiting list has an impact on the average waiting list mortality of a country. For international comparison purposes, mortality rates by organ are more appropriate.
Dimension	Accessibility – Health services distribution
Related indicators	
Reviewers	Laurent Weekers (CHU de Liège Sart-Tilman)

1.1.2 Results

International comparison

The data presented here are from Eurotransplant, an international collaborative framework responsible for the allocation of donor organs in Austria, Belgium, Croatia, Germany, Hungary, Luxembourg, the Netherlands and Slovenia. Figure 1 shows the percentage mortality on organ waiting list in the Eurotransplant countries (except for Luxembourg). In Belgium, there was a 6.3% mortality in 2022, the lowest figure in the set of seven countries. The weighted average for the seven countries reaches 8.9%.

Figure 1: Deaths among people on organ waiting list (% of persons on waiting list) in the Eurotransplant countries (2022)

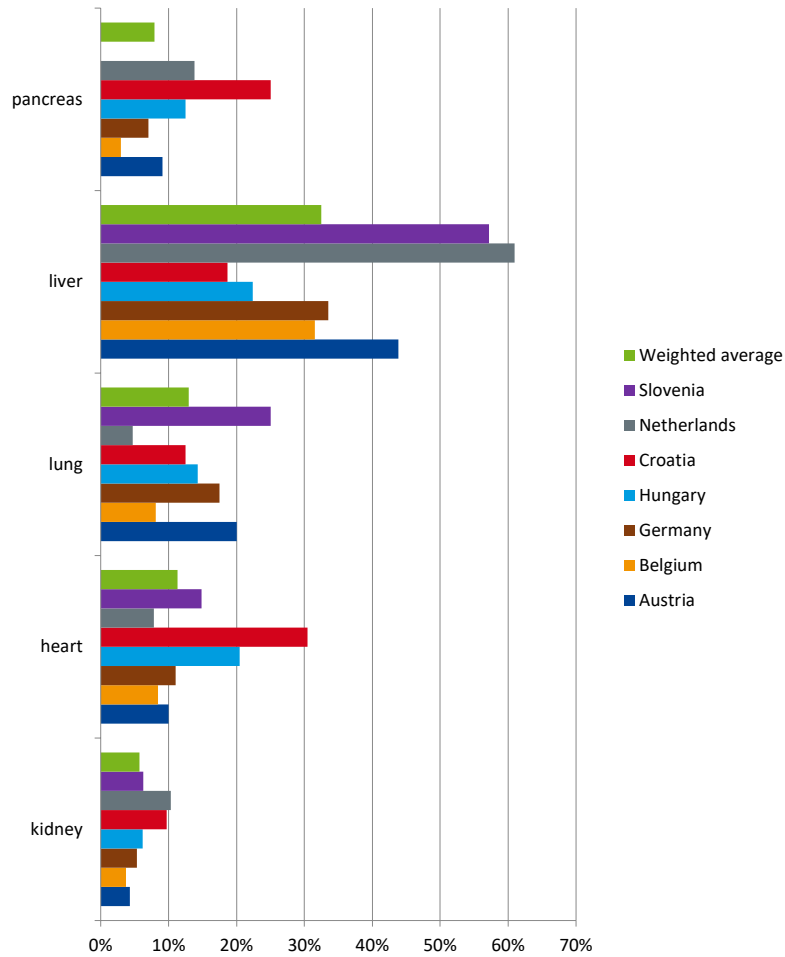


Source: Eurotransplant data for 2022 ¹

Figure 2 shows the data detailed by organ. In general we see a lower mortality for kidney and a higher mortality for liver. Compared to the other

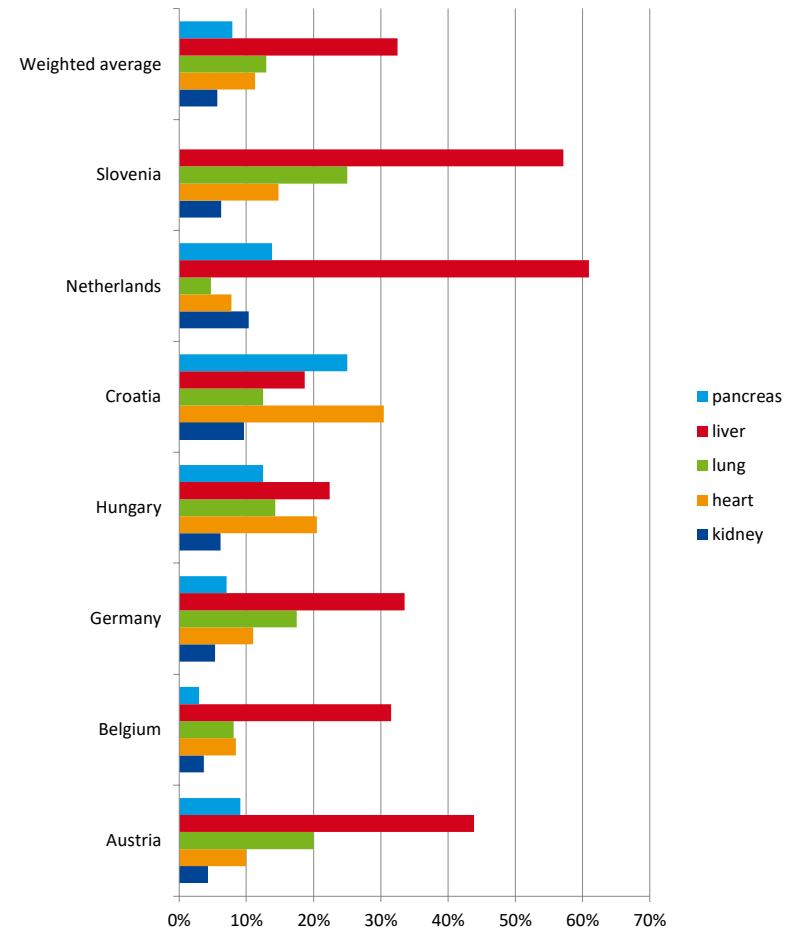
countries, Belgium obtains a relatively low mortality for pancreas, heart and kidney. This is not the case for lung (where the Netherlands do better) and liver (where Croatia and Hungary do better). For liver, Belgium has a mortality rate of 32%. Figure 3 shows the same data, but grouped by country.

Figure 2: Deaths among people on organ waiting list (% of persons on waiting list) in the Eurotransplant countries (2022) – analysis by organ



Source: Eurotransplant data for 2022 ¹

Figure 3: Deaths among people on organ waiting list (% of persons on waiting list) in the Eurotransplant countries (2022) – analysis by organ, grouped by country



Source: Eurotransplant data for 2022 ¹

Key points

- In the Eurotransplant countries, Belgium has the lowest mortality on organ waiting list (6%) compared to 8.9% weighted average over the seven countries in Eurotransplant.
- As the mortality varies by organ, organ-specific mortality rates should be compared. For liver, the mortality is higher than 30% in Belgium.

References

1. Eurotransplant. Statistics Report Library [Web page].2022. Available from: <https://statistics.eurotransplant.org/>